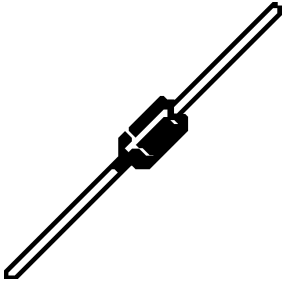


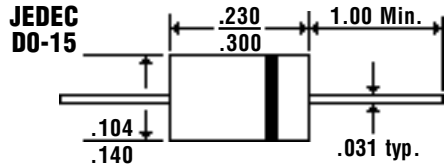
1.5 Amp MINIATURE PLASTIC SILICON RECTIFIERS

1N5391 ... 5399 Series

Description



Mechanical Dimensions



Features

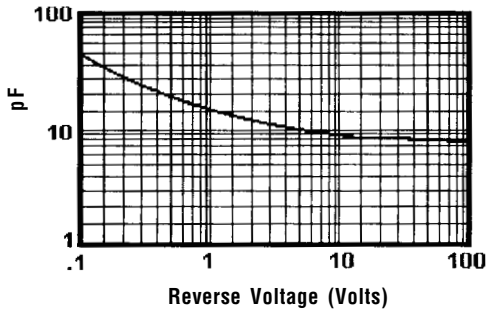
- LOW COST
- LOW LEAKAGE
- DIFFUSED JUNCTION
- MEETS UL SPECIFICATION 94V-0

Electrical Characteristics @ 25°C.	1N5391 ... 5399 Series										Units
Maximum Ratings	1N5391	1N5392	1N5393	1N5394	1N5395	1N5396	1N5397	1N5398	1N5399		
Peak Repetitive Reverse Voltage... V_{RRM}	50	100	200	300	400	500	600	800	1000		Volts
RMS Reverse Voltage... $V_{R(rms)}$	35	70	140	210	280	350	420	560	700		Volts
DC Blocking Voltage... V_{DC}	50	100	200	300	400	500	600	800	1000		Volts
Average Forward Rectified Current... $I_{F(av)}$ $T_A = 55^\circ\text{C}$ (Note 3)				1.5					Amps
Non-Repetitive Peak Forward Surge Current... I_{FSM} @ Rated Current & Temp				50					Amps
Forward Voltage @ 1.0A... V_F				1.4					Volts
DC Reverse Current... I_R @ Rated DC Blocking Voltage				5.0					μAmps
				100					μAmps
Typical Junction Capacitance... C_J (Note 1)				25					pF
Operating & Storage Temperature Range... T_J, T_{STRG}				-65 to 150					°C

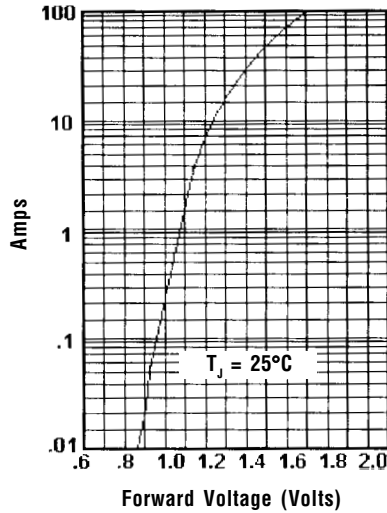
1.5 Amp MINIATURE PLASTIC SILICON RECTIFIERS

1N5391 . . . 5399 Series

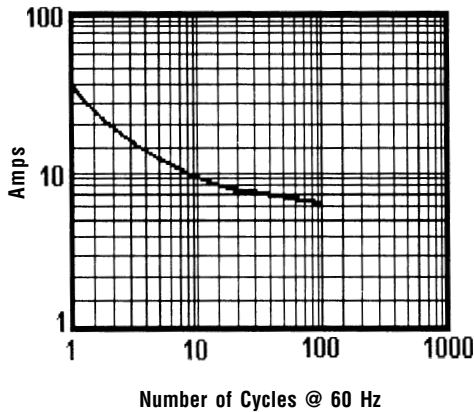
Typical Junction Capacitance



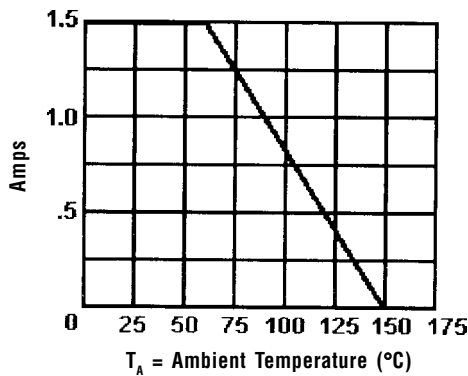
Instantaneous Forward Characteristics



Peak Forward Surge Current



Forward Current Derating Curve



Ratings at 25 Deg. C ambient temperature unless otherwise specified.

Single Phase Half Wave, 60 HZ Resistive or Inductive Load.

For Capacitive Load, Derate Current by 20%.

- NOTES:**
1. Measured @ 1 MHz and applied reverse voltage of 4.0V.
 2. Thermal Resistance Junction to Ambient, Jedec Method.
 3. When Mounted to heat sink, from body.