

HRS4(H) Relay



HRS4(H) Relay

1.COIL DATA

1-1.Nominal Voltage	3 to 48VDC
1-2.Coil Resistance	Refer to Table 1
1-3.Operate Voltage	Refer to Table 1
1-4.Release Voltage	Refer to Table 1
1-5.Nominal Power Consumption	360 to 450 mW

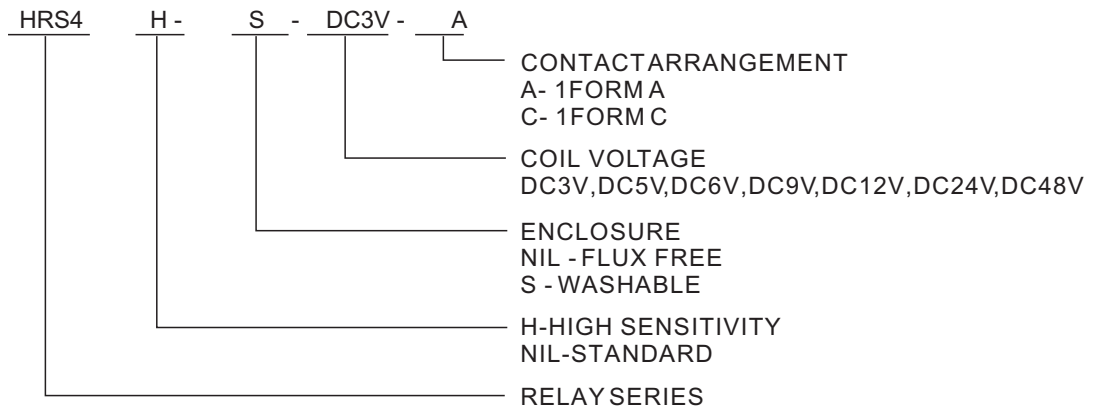
2.CONTACT DATA

2-1.Contact Arrangement	1 Form A,1 Form C
2-2.Contact Material	AgAlloy
2-3.Contact Rating	10A 120VAC/24VDC, 10A/6A 250VAC(1C) 15A 120VAC/24VDC,10A 250VAC(1A) TV-5
2-4.Max.Switching Voltage	110VDC/240VAC
2-5.Max.Switching Current	15A
2-6.Max.Switching Power	1800VA,360W
2-7.Contact Resistance(Initial)	≤50mΩ . at 6VDC 1A
2-8.Life Expectancy	
Electrical	100,000 operations at nominal load
Mechanical	10,000,000 operations

3.GENERAL DATA

3-1.Insulation Resistance	Min.1000MΩ . at 500VDC
3-2.Dielectric Strength	750VAC,1min between open contacts 1,500VAC,1min between contacts and coil
3-3.Operate Time	Max.10ms
3-4.Release Time	Max.5ms
3-5.Temperature Range	-30 to +85°C
3-6.Shock Resistance	
Endurance	1,000m/s ²
Misoperation	100m/s ²
3-7.Vibration Resistance	
Endurance	10 to 55Hz,1.5mm Double Amplitude
Misoperation	10 to 55Hz,1.5mm Double Amplitude
3-8.Heating	80±2°C 96hs
3-9.Cold	-40±2°C 96hs
3-10.Humidity	35% to 85%RH
3-11.Weight	12gr.
3-12.Safety Standard	UL NO.E164730 TUV NO.50036455 CSA NO.LR109368 CQC NO.02001001299

4. ORDERING CODE



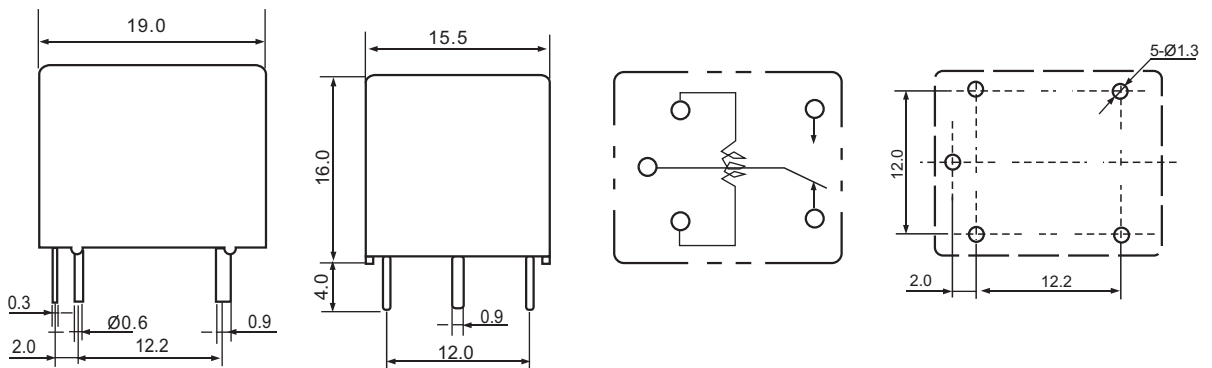
5. COIL DATA CHART

at 20°C

ORDERING CODE	COIL VOLTAGE VDC	COIL RESISTANCE $\pm 10\%$	OPERATE VOLTAGE VDC	RELEASE VOLTAGE VDC	POWER CONSUMPTION mW
HRS4-(S)- DC 3V	3	20	2.1	0.30	450
HRS4-(S) -DC 5V	5	50	3.5	0.50	
HRS4-(S) -DC 6V	6	80	4.2	0.60	
HRS4-(S) -DC 9V	9	180	6.3	0.90	
HRS4-(S) -DC 12V	12	320	8.4	1.20	
HRS4-(S) -DC 24V	24	820	16.8	2.40	
HRS4-(S) -DC 48V	48	5200	33.6	4.80	
HRS4H-(S)- DC 3V	3	25	2.1	0.30	360
HRS4H-(S) -DC 5V	5	70	3.5	0.50	
HRS4H-(S) -DC 6V	6	100	4.2	0.60	
HRS4H-(S) -DC 9V	9	225	6.3	0.90	
HRS4H-(S) -DC 12V	12	400	8.4	1.20	
HRS4H-(S) -DC 24V	24	1600	16.8	2.40	
HRS4H-(S) -DC 48V	48	6400	33.6	4.80	

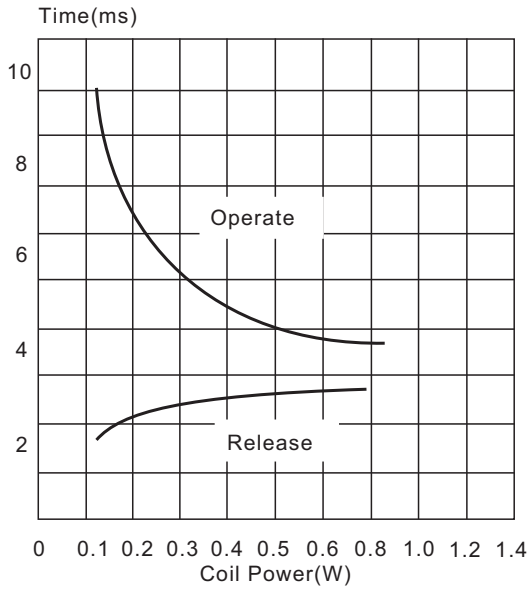
Table 1

6. DIMENSIONS (in mm)

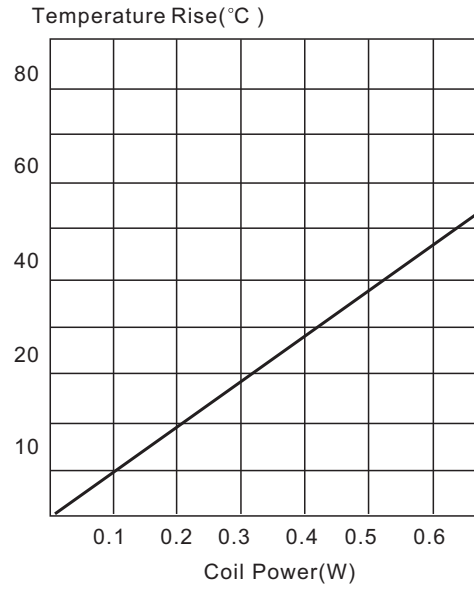


7.HRS4(H) CHARACTERISTIC DATA

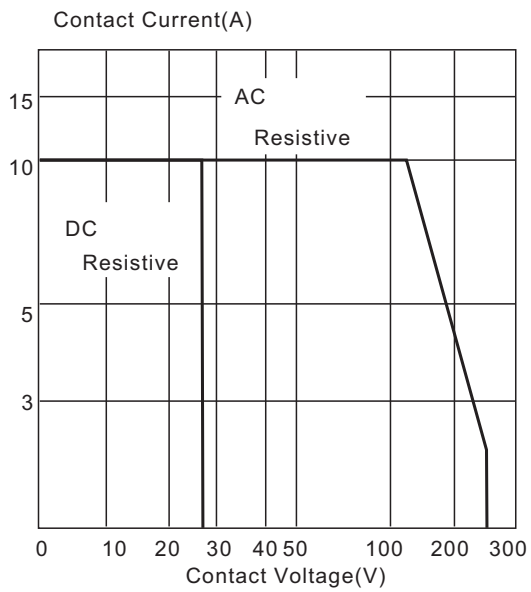
Timing



Coil Temperature Rise



Maximum Switching Power



Life Curve

