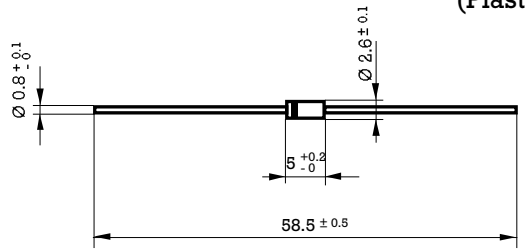



0.5 Amp. Glass Passivated Fast Recovery Rectifier

| | |
|--|---|
| <p>Dimensions in mm.</p>  <p>DO-41 (Plastic)</p> <p>Mounting instructions</p> <ol style="list-style-type: none"> 1. Min. distance from body to soldering point, 4 mm. 2. Max. solder temperature, 350 °C. 3. Max. soldering time, 3.5 sec. 4. Do not bend lead at a point closer than 2 mm. to the body. | <p>Voltage 1200 to 2000 V</p> <p>Current 0.5 A. at 55 °C.</p>  |
| | <ul style="list-style-type: none"> • Glass passivated junction • High current capability • The plastic material carries U/L recognition 94 V-0 • Terminals: Axial Leads • Polarity: Color band denotes cathode |

Maximum Ratings, according to IEC publication No. 134

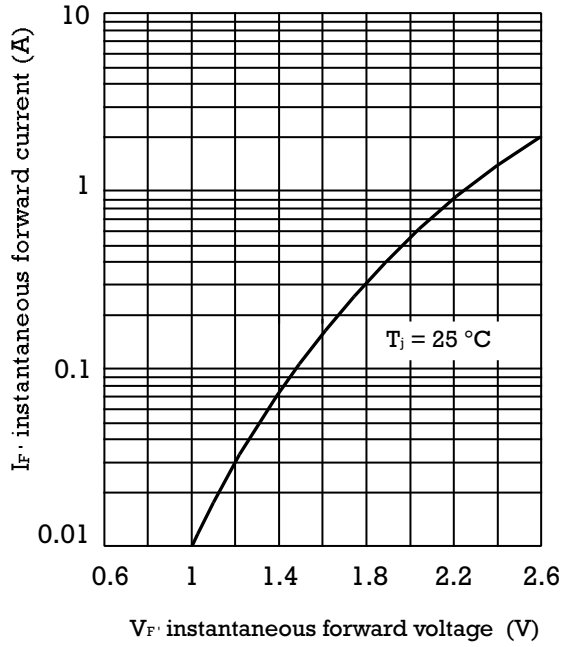
| | | RGP02 -12 | RGP02 -14 | RGP02 -16 | RGP02 -18 | RGP02 -20 |
|-------------|---|----------------------|----------------------|----------------------|----------------------|----------------------|
| V_{RRM} | Peak recurrent reverse voltage (V) | 1200 | 1400 | 1600 | 1800 | 2000 |
| $I_{F(AV)}$ | Forward current at $T_{amb} = 55\text{ °C}$ | 0.5 A | | | | |
| I_{FRM} | Recurrent peak forward current | 7 A | | | | |
| I_{FSM} | 8.3 ms. peak forward surge current (Jedec Method) | 20 A | | | | |
| t_{rr} | Max. reverse recovery time from $I_F = 0.5\text{ A}$ $I_R = 1\text{ A}$ $I_{RR} = 0.25\text{ A}$ | 300 ns | | | | |
| T_j | Operating temperature range | - 65 to + 175 °C | | | | |
| T_{stg} | Storage temperature range | - 65 to + 175 °C | | | | |

Electrical Characteristics at $T_{amb} = 25\text{ °C}$

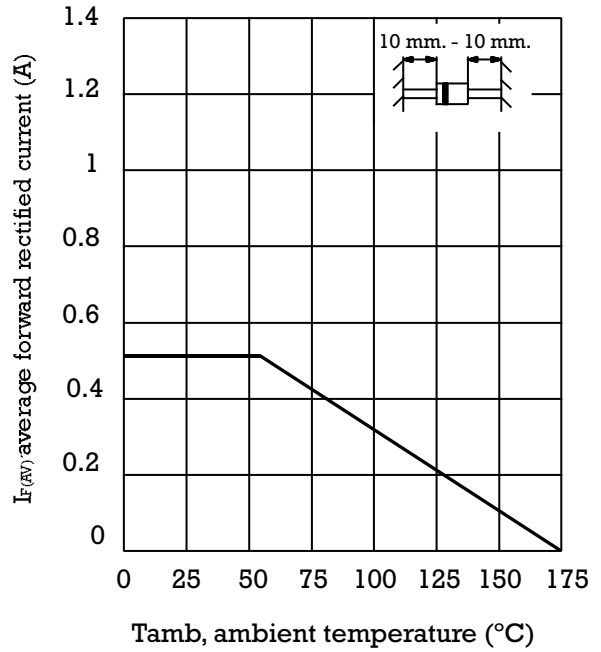
| | | |
|-------------|---|--|
| V_F | Max. forward voltage drop at $I_F = 0.5\text{ A}$ $I_F = 0.1\text{ A}$ | 2.2 V 1.8 V |
| I_R | Max. reverse current at V_{RRM} at 25 °C at 150 °C | 5 $\mu\text{ A}$ 200 $\mu\text{ A}$ |
| R_{thj-a} | Thermal resistance (l = 10 mm.) Max. Typ. | 60 °C/W 45 °C/W |

Rating And Characteristic Curves

TYPICAL FORWARD CHARACTERISTIC



FORWARD CURRENT DERATING CURVE



MAXIMUM NON REPETITIVE PEAK FORWARD SURGE CURRENT

