

9097250 TOSHIBA (DISCRETE/OPTO)

56C 07287 07-33-21

SILICON PNP TRIPLE DIFFUSED TYPE

**2SA1264**

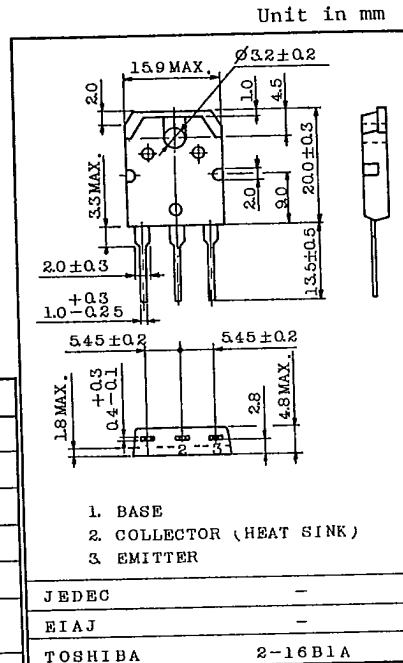
POWER AMPLIFIER APPLICATIONS.

## FEATURES:

- Complementary to 2SC3181
- Recommend for 55W High Fidelity Audio Frequency Amplifier Output Stage.

## MAXIMUM RATINGS (Ta=25°C)

CHARACTERISTIC	SYMBOL	RATING	UNIT
Collector-Base Voltage	V <sub>CB0</sub>	-120	V
Collector-Emitter Voltage	V <sub>CE0</sub>	-120	V
Emitter-Base Voltage	V <sub>EB0</sub>	-5	V
Collector Current	I <sub>C</sub>	-8	A
Base Current	I <sub>B</sub>	-0.8	A
Collector Power Dissipation (Tc=25°C)	P <sub>C</sub>	80	W
Junction Temperature	T <sub>j</sub>	150	°C
Storage Temperature Range	T <sub>stg</sub>	-55 ~ 150	°C



Weight : 4.6g

## ELECTRICAL CHARACTERISTICS (Ta=25°C)

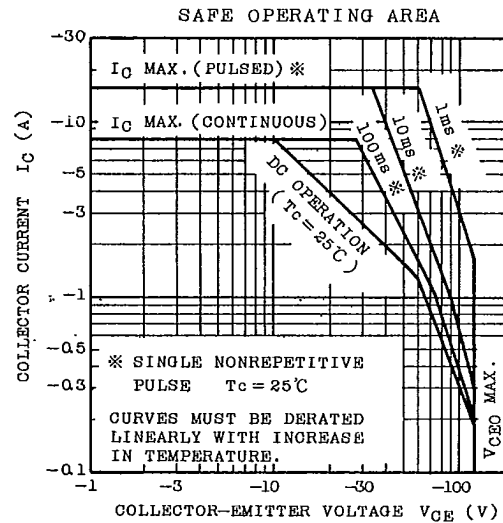
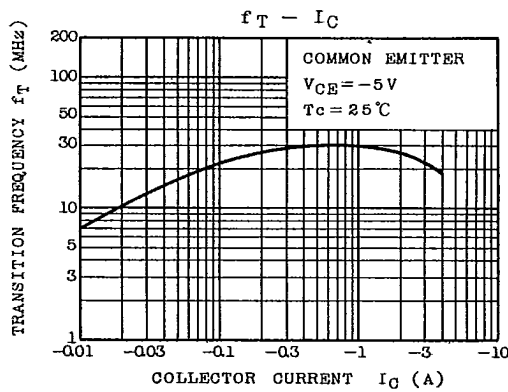
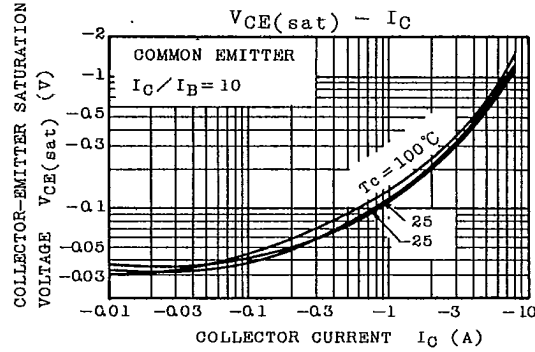
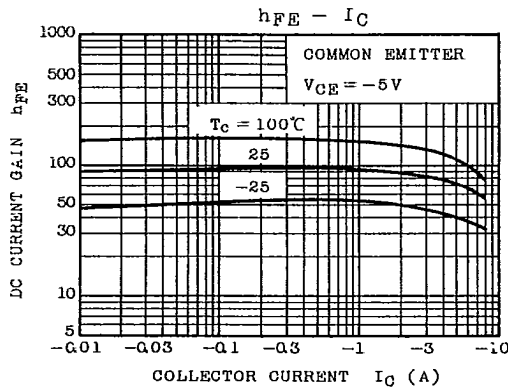
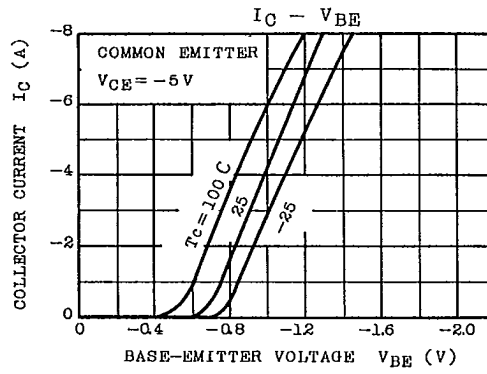
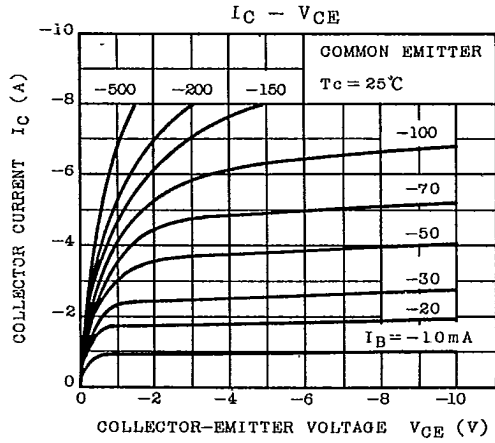
CHARACTERISTIC	SYMBOL	TEST CONDITION	MIN.	TYP.	MAX.	UNIT
Collector Cut-off Current	I <sub>CB0</sub>	V <sub>CB</sub> =-120V, I <sub>E</sub> =0	-	-	-5.0	μA
Emitter Cut-off Current	I <sub>EB0</sub>	V <sub>EB</sub> =-5V, I <sub>C</sub> =0	-	-	-5.0	μA
Collector-Emitter Breakdown Voltage	V <sub>(BR)CEO</sub>	I <sub>C</sub> =-50mA, I <sub>B</sub> =0	-120	-	-	V
DC Current Gain	h <sub>FE</sub> (1) (Note)	V <sub>CE</sub> =-5V, I <sub>C</sub> =-1A	55	-	160	
	h <sub>FE</sub> (2)	V <sub>CE</sub> =-5V, I <sub>C</sub> =-4A	35	75	-	
Collector-Emitter Saturation Voltage	V <sub>CE(sat)</sub>	I <sub>C</sub> =-6A, I <sub>B</sub> =-0.6A	-	-0.80	-2.0	V
Base-Emitter Voltage	V <sub>BE</sub>	V <sub>CE</sub> =-5V, I <sub>C</sub> =-4A	-	-0.97	-1.5	V
Transition Frequency	f <sub>T</sub>	V <sub>CE</sub> =-5V, I <sub>C</sub> =-1A	-	30	-	MHz
Collector Output Capacitance	C <sub>ob</sub>	V <sub>CB</sub> =-10V, I <sub>E</sub> =0, f=1MHz	-	420	-	pF

Note : h<sub>FE</sub>(1) Classification R : 55~110 O : 80~160

TOSHIBA CORPORATION

9097250 TOSHIBA (DISCRETE/OPTO)  
**2SA1264**

56C 07288 DT-33-21



TOSHIBA CORPORATION