

# SE024(0.95A)

T-03-11

## SCHOTTKY BARRIER DIODE

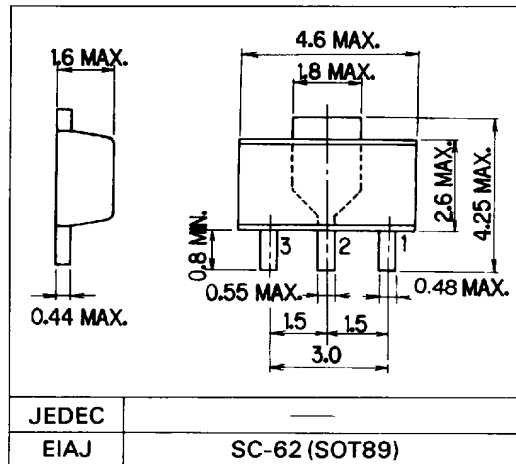
### Features

- Surface mount device
- Low  $V_F$
- Super high speed switching.
- High reliability by planer design.

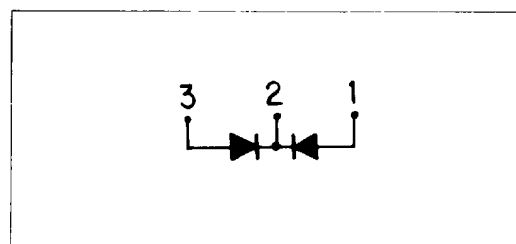
### Applications

- High speed power switching.

### Outline Drawings



### Connection Diagram



### Maximum Ratings and Characteristics

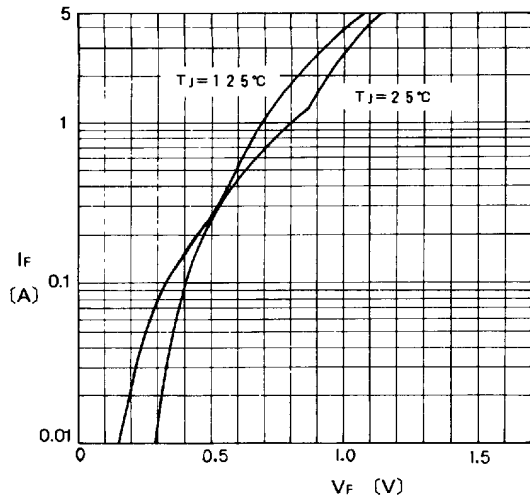
#### Absolute Maximum Ratings

Items	Symbols	Conditions	Ratings	Units
Repetitive Peak Reverse Voltage	$V_{RRM}$		45	V
Non-Repetitive Peak Reverse Voltage	$V_{RSM}$	$t_w = 500ns$ duty = $\frac{1}{40}$	48	V
Average Output Current	$I_O$	$T_a = 25^\circ C$	0.95*	A
Surge Current	$I_{FSM}$	Sine wave 10ms	5	A
Operating Junction Temperature	$T_j$		-40~+125	$^\circ C$
Storage Temperature	$T_{stg}$		-40~+125	$^\circ C$

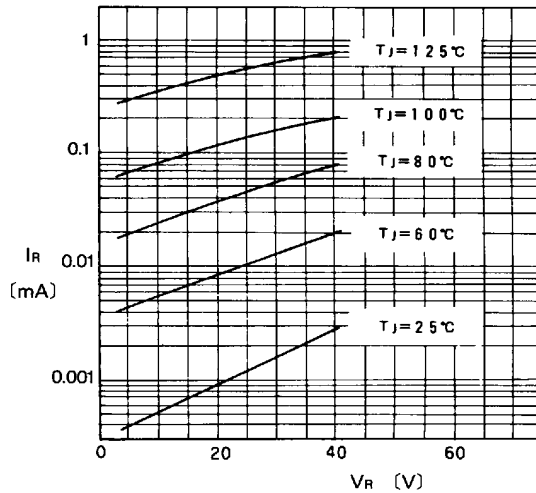
#### Electrical Characteristics ( $T_a = 25^\circ C$ Unless otherwise specified) \* Mounted to glass fabric base epoxy resin printed circuits

Items	Symbols	Conditions	Max.	Units
Forward Voltage Drop	$V_{FM}$	$I_{FM} = 0.3A$	0.55	V
Reverse Current	$I_{RRM}$	$V_R = V_{RRM}$	1.0	mA
Thermal Resistance	$R_{th(j-a)}$	junction to ambient	110*	$^\circ C/W$

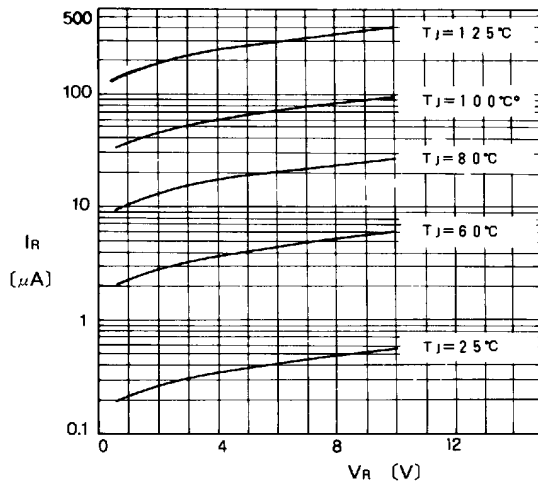
Characteristics **SE024(0.95A)**



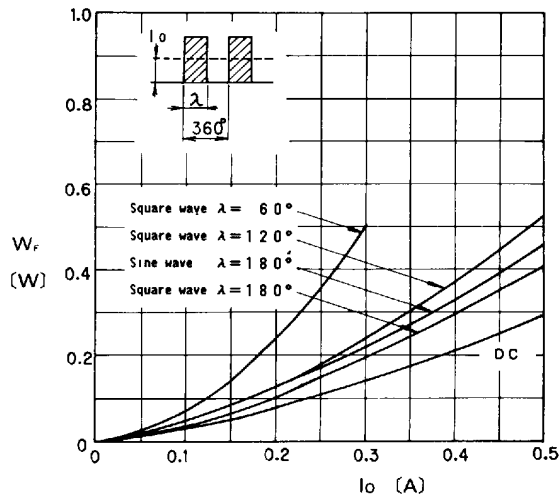
Forward Characteristics



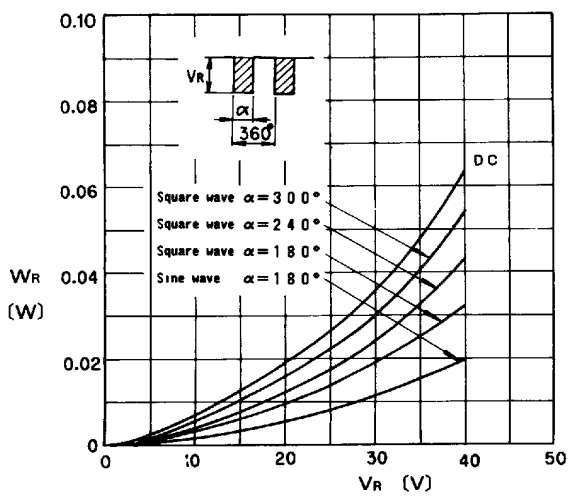
Reverse Characteristics



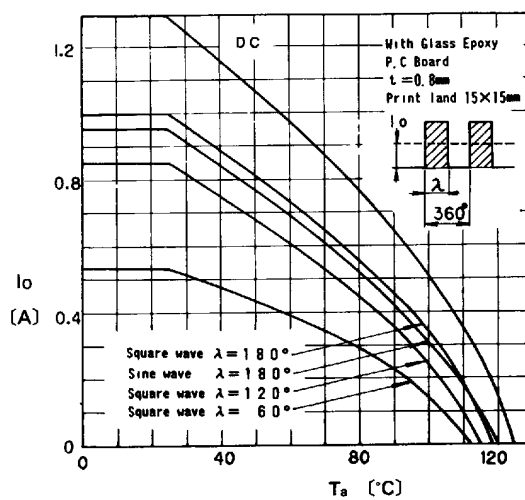
Reverse Characteristics



Forward Power Dissipation

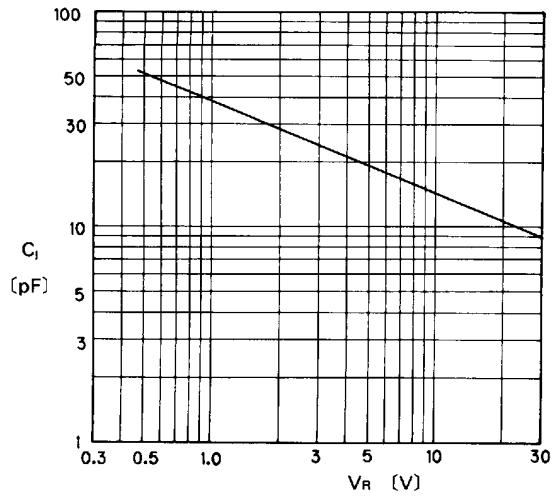


Reverse Power Dissipation

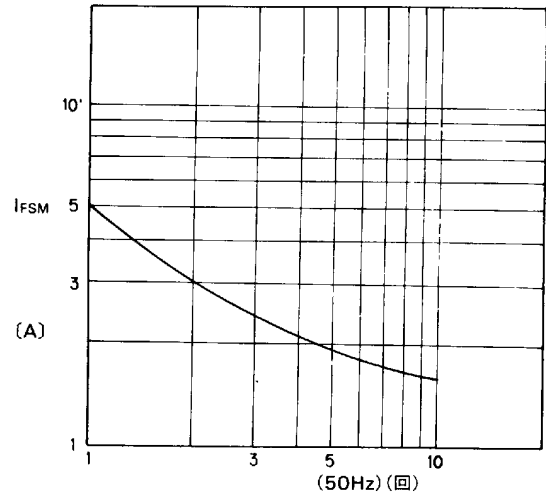


Current Derating ( $I_o$ - $T_a$ )

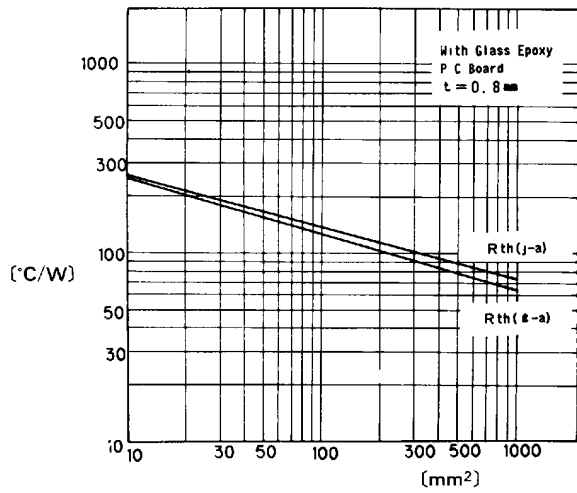
**SE024(0.95A)**



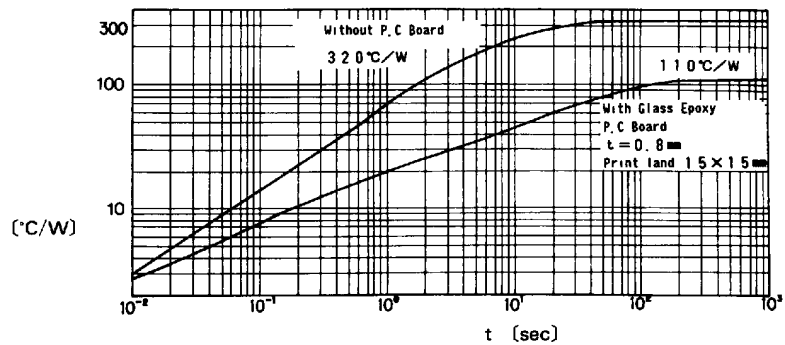
Junction Capacitance Characteristics



Surge Capability



Thermal Resistance Print Land



Transient Thermal Impedance