

## **The Data Book Project**

DatasheetArchive.com has launched an ambitious effort to digitize thousands of obsolete data books and technical manuals, making them searchable via the DatasheetArchive website.

**Scroll down to see the scanned document.**

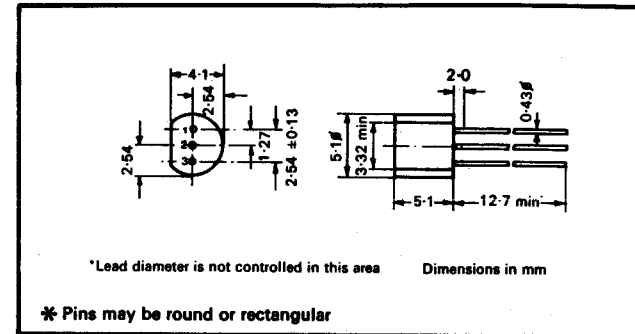
## High Frequency Transistors

Device Type (Case outline in brackets)	Maximum Ratings				hFE		ft MHz		N.F. typ dB fMHz	Cre pF	Yfe mMho	Alternative Case Outlines	Application Notes NPN					
	BV CBO V	BV CEO V	IC mA	PTOT mW	min.	max.	min.	typ										
BF594 (9)	30	20	30	250	65	220	1	10	—	260	1	10	4.0	100	0.95	—	BF594, 5, 6, 7 are "Lockfit" compatible	Radio and T.V. Sound I.F. amplifiers directly replaces BF194
BF595 (9)	30	20	30	250	35	125	1	10	—	200	1	10	4.0	100	0.95	—		Radio and T.V. Sound I.F. amplifiers directly replaces BF195
BF597 (9)	40	25	30	360	38	—	7	10	—	550	.5	10	—	—	0.30	170		Video I.F. amplifier stages in T.V. directly replaces BF197
2N4996 (2)	30	18	50	250	50	—	2	10	600	950	2	10	2.5	100	—	70	2N918 'plastic' equivalent	Wide Band amplifiers up to 800 MHz Antenna amplifier for T.V. and f.m. Radio
T1S62A (2)	30	12	30	500	30	225	4	10	500	950	4	10	4.0	100	1.3	—		
BF357K (2)	30	15	50	200	20	350	5	6	1200	2000	5	6	4	450	0.85	41	NPN	
BF576 (1)	20	15	50	200	30	—	10	10	—	1200	10	10	—	—	2.0	—	BF576TO5 (3)	PNP Wide band amps as above
A5T4260 (2)	15	15	30	500	30	150	10	1	1600	2000	10	10	3.3	450	2.5	—		High speed switch

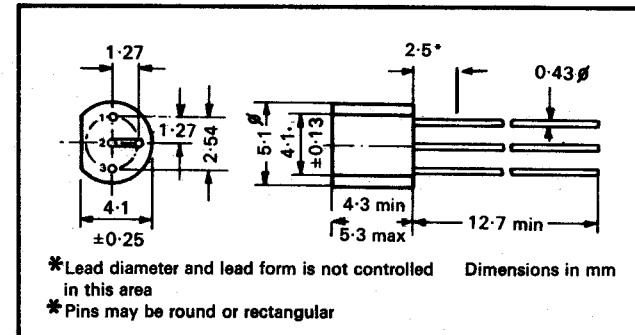
## Darlington

Device Type (case outline in brackets)	Polarity	Maximum Ratings			PTOT Free air @ 25°C mW	hFE			VCE (sat)			min. ft MHz	Notes
		BV CBO V	BV CEO V	Cont IC A		min.	IC mA	VCE V	max. V	IC mA	IB mA		
TPSA13 (5)	NPN	30	30	0.4	625	10,000	100	5	1.5	100	0.1	125	General purpose types
TPSA14 (5)	NPN	30	30	0.4	625	20,000	100	5	1.5	100	0.1	125	
BC516 (2)	PNP	40	30	0.4	625	30,000	20	2	1.0	100	0.1	250*	
TIS150 (5)	NPN	50	40	1.0	625	20,000	200	5	1.1	200	0.2	150	hFE 10,000 at IC 1A
TIS151 (5)	NPN	80	55	1.0	625	10,000	200	5	1.1	200	0.2	150	hFE 4,000 at IC 1A

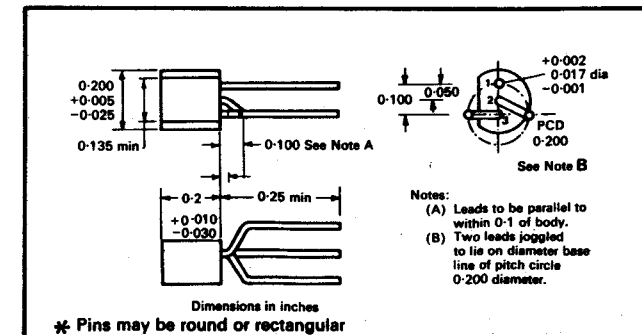
## Case Outlines



TO-92 Outlines 1, 4, 5, 6, 10 & 11



Outlines 2, 7 & 12 to TO-18 pin circle



Outline 3 Preferred to TO-5